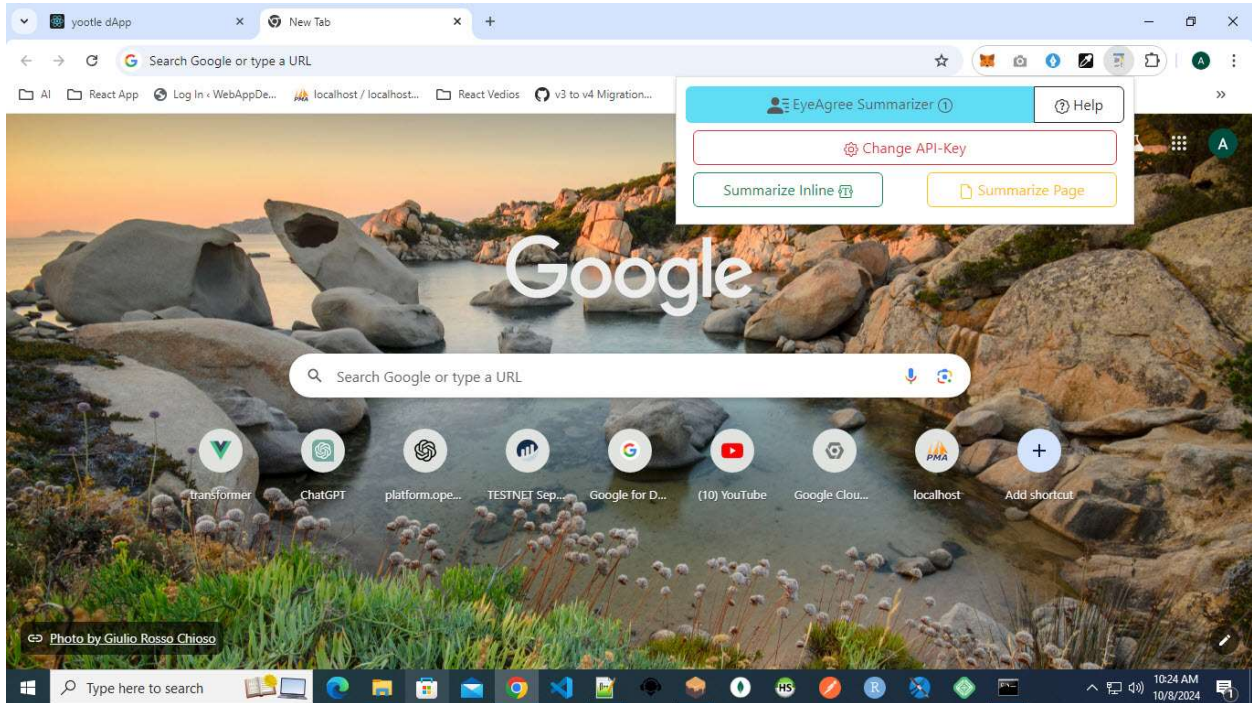
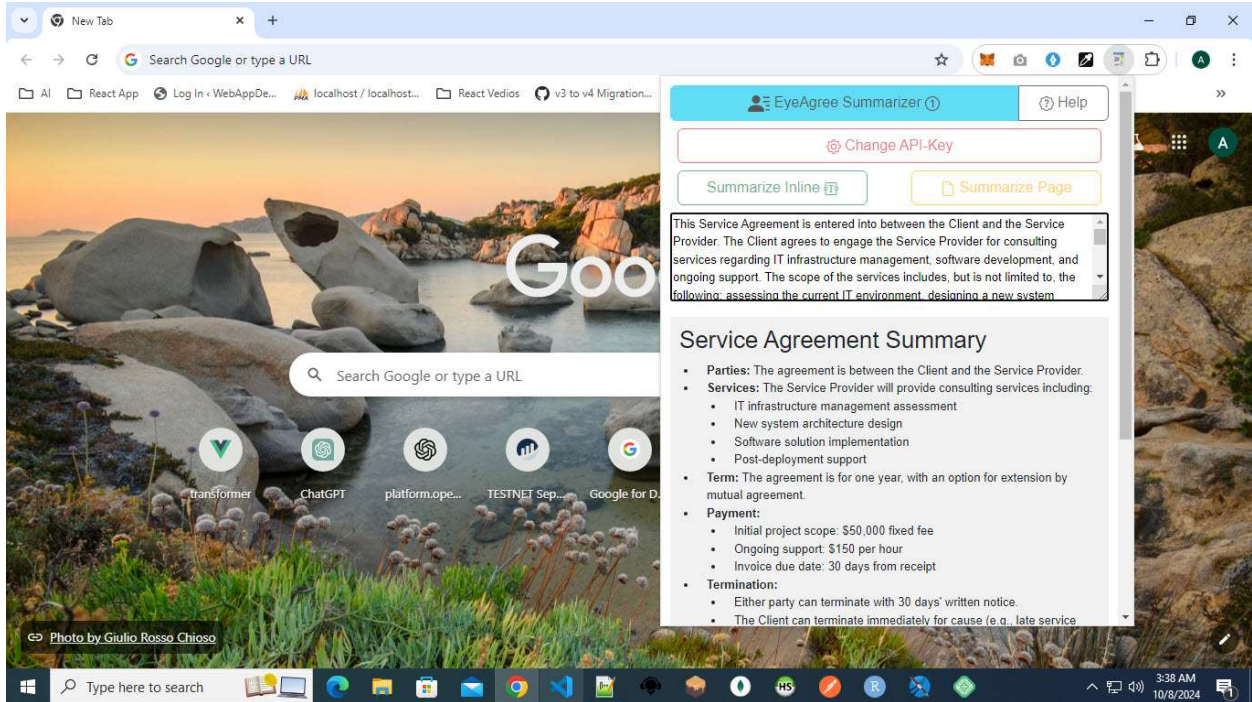


EyeAgree Chrome Extension Add-On



In-line Summarization Request & Summary



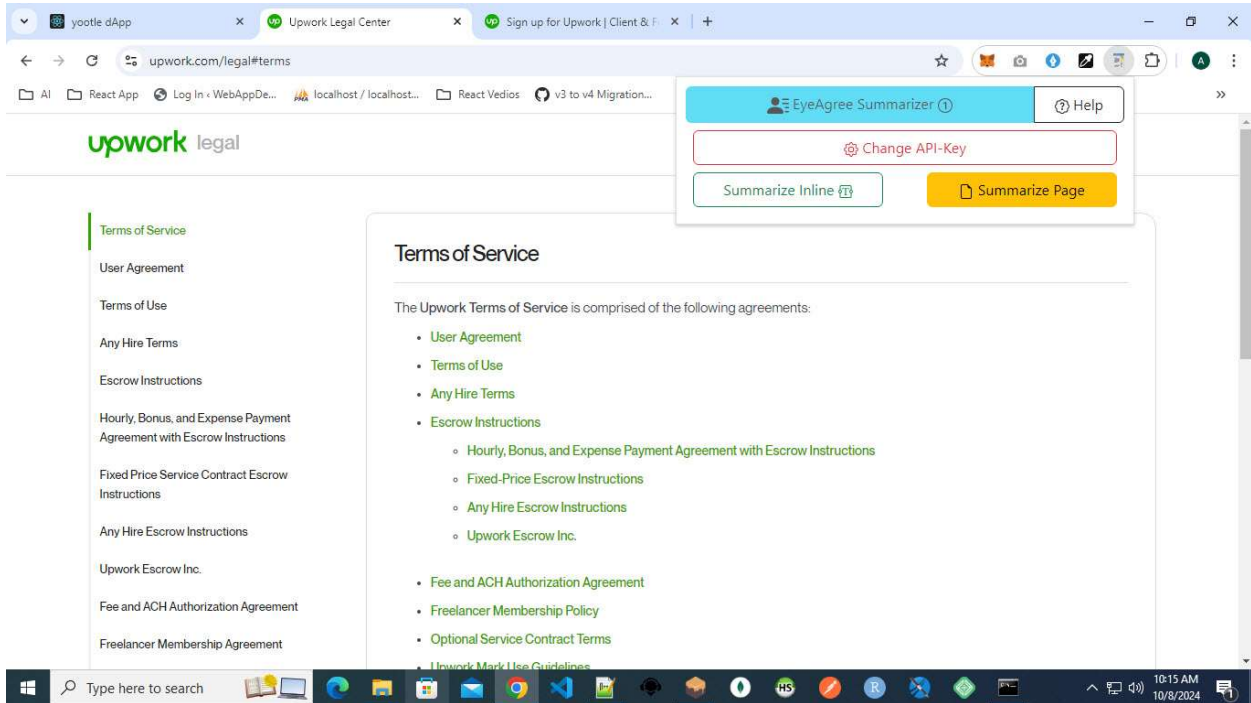
Normal Web Page Summarization Request

The screenshot shows the Upwork sign-up page at `upwork.com/nx/signup/`. The page features the Upwork logo and the headline "Sign up to find work you love". Below the headline are two buttons: "Continue with Apple" and "Continue with Google". There are also input fields for "First name", "Last name", "Email", "Password (8 or more characters)", and "Country". An "EyeAgree Summarizer" overlay is positioned in the top right corner, containing a "Change API-Key" link, a "Summarize Inline" button, and a "Summarize Page" button. The Windows taskbar at the bottom shows the time as 10:15 AM on 10/8/2024.

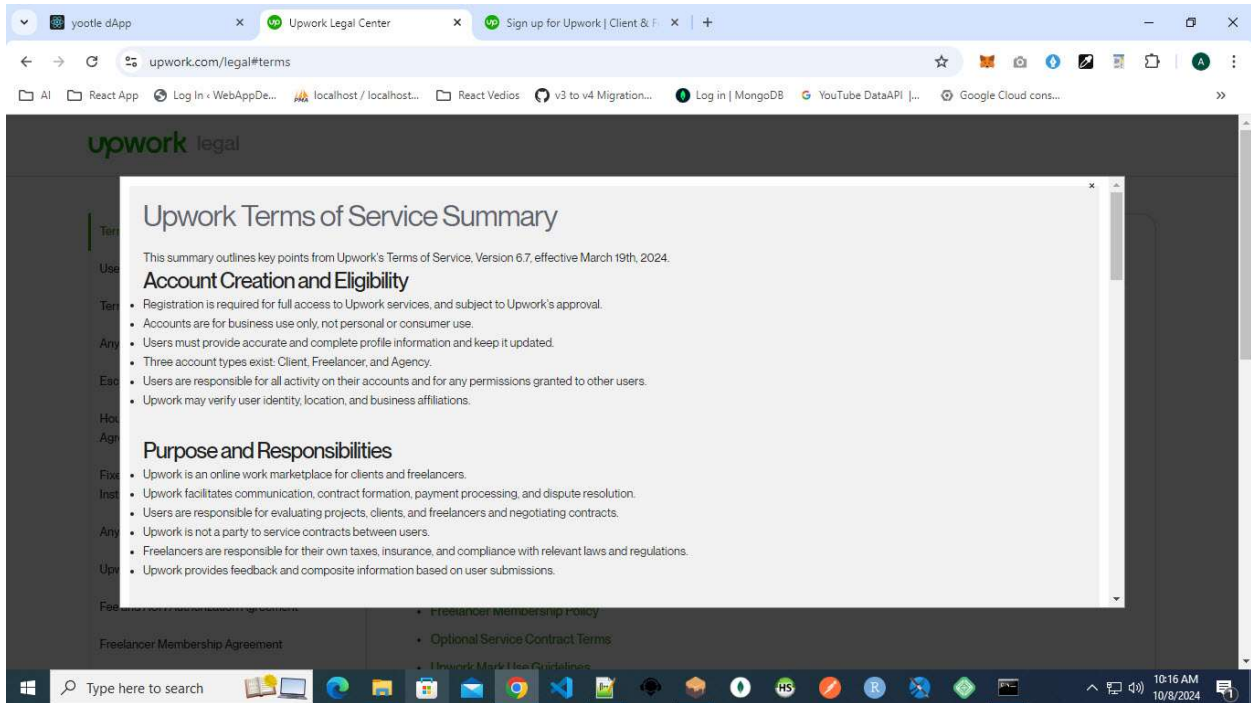
Normal Web Page Summarization Request Summary

The screenshot shows the same Upwork sign-up page, but with a summary overlay titled "Upwork Account Creation Summary". The overlay contains the following text: "Purpose: To create an account on Upwork, a platform for finding freelance work." "Requirements: First name, Last name, Email, Password, Country (selected: Pakistan)." "Optional: Subscribe to receive helpful emails about job leads and work opportunities." "Agreement: Users must agree to the Upwork Terms of Service, including the User Agreement and Privacy Policy." "Action: Create account." "Alternative: Log in to an existing account." "Word count: Original document: 106 words; Summary: 88 words." At the bottom of the overlay, it says "Important! There Exist Some Engaging Documents, Open each of them in new tab and use Information to Summarize" and a "Close" button. The Windows taskbar at the bottom shows the time as 10:14 AM on 10/8/2024.

Term of Services Web Page Summarization Request



Term of Services Web Page Summarization Request Summary



EyeAgree Help

The screenshot shows a Google search result for 'react alert popup'. A help popup for the 'EyeAgree Summarizer' Chrome extension is overlaid on the page. The popup contains the following text:

Help EyeAgree Summarizer

EyeAgree Summarizer is a Chrome extension designed to summarize inline content or the content of an entire web page using the Gemini NLP API. It helps users quickly understand large bodies of text, whether it's from a contract, terms of service, or other web content.

Gemini API Key Requirement

To proceed with summarization, you must obtain and configure a Gemini API Key. The API is required to perform the content summarization through the Gemini NLP model.

Follow the instructions to obtain your API Key from the following links:

- [Gemini API Key Documentation](#)
- [AI Studio API Key Generator](#)

Buttons Displayed at Startup

When you launch the EyeAgree extension, you will be presented with the following options:

- **Help**: Opens this help content to guide you through the extension's usage.
- **Setup API Key**: Provides an interface to manage the API key. You can store, update, or remove the key in your browser's local storage.
- **Summarize Inline**: Opens a text entry area where you can input custom content for summarization.
- **Summarize Page**: Automatically extracts content from the active web page, processes it using Gemini NLP, and displays the summarized output in a dialog box.

Setup API Key

You will be prompted to enter your Gemini API Key to enable the summarization feature. After entering the key, you have the following options:

- **Save**: Stores the key securely in Chrome's local storage for future use.
- **Remove**: Deletes the stored API key, which will disable the summarization feature until a new key is provided.
- **Cancel**: Exits the API key setup without saving or updating the key.

Note: For security reasons, it is recommended to remove the API key if you decide to disable or uninstall the extension.

Summarize Inline

This option allows you to enter custom content for summarization:

- Enter your content into the provided text area.
- Click the **Summarize** button to send the content to the Gemini NLP API for processing.

05-May-2021 — A simple `react-alert` component. Latest version: 7.0.3, last published: 3 years ago. Start using `react-alert` in your project by running `npm...`